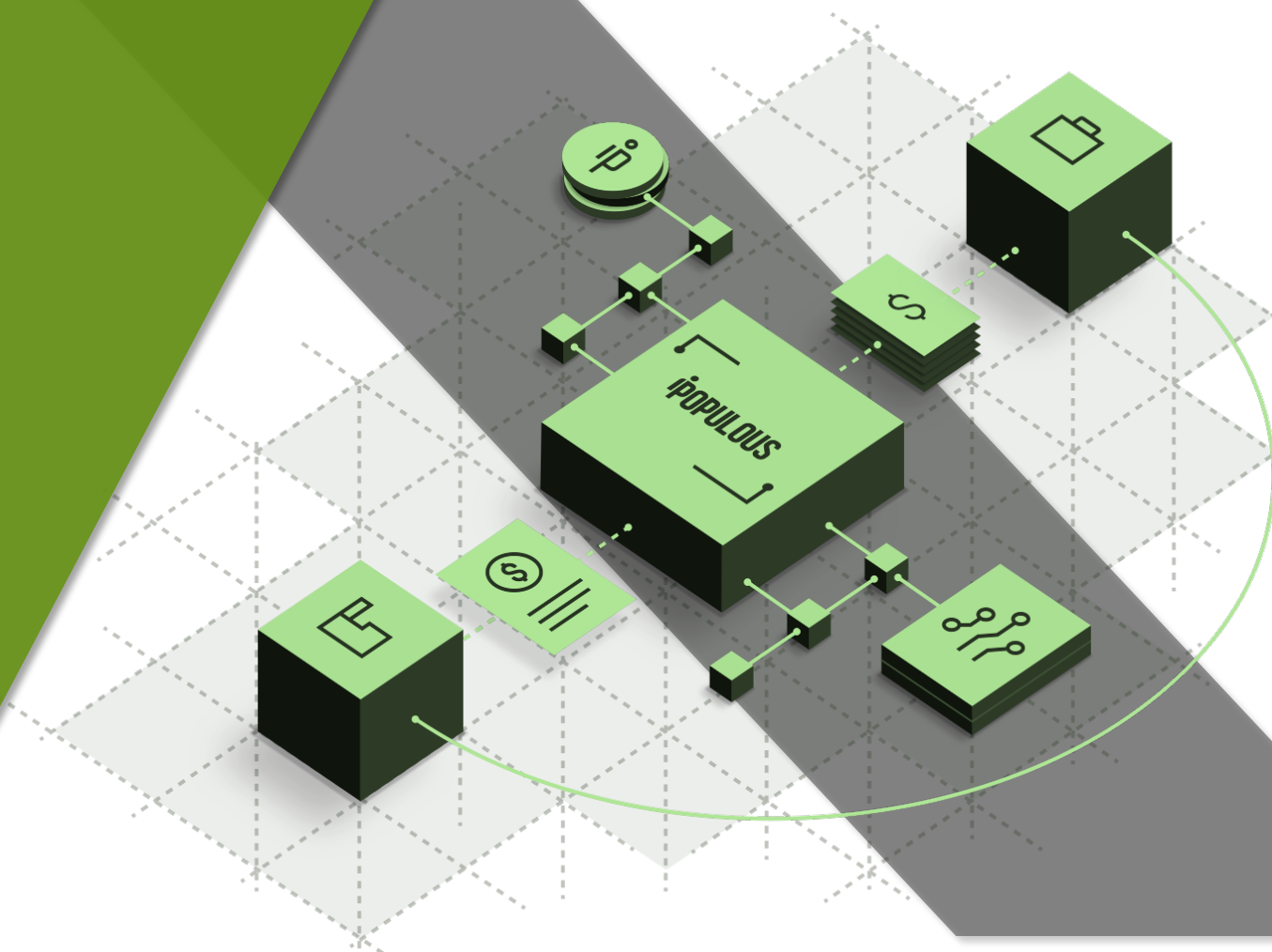


Risk Report



CONFIDENTIALITY NOTE: The information contained in this report is for the exclusive use of the client specified above and may contain confidential, privileged, and non-disclosable information. If you are not the client or addressee, you are strictly prohibited from reading, photocopying, distributing, or otherwise using this report or its contents in any way.

Scan Date: 01-Apr-2014

Prepared for:
Sample Company
Prepared by:
AMS Networks

22-Feb-2019

Table of Contents

- 1 - Discovery Tasks
- 2 - Risk Score
- 3 - Issues Summary
- 4 - Internet Speed Test
- 5 - Assessment Summary
- 6 - Server Aging
- 7 - Workstation Aging

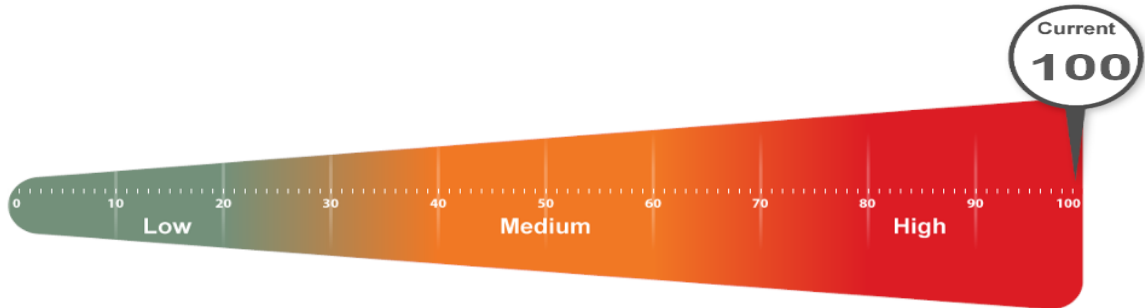
Discovery Tasks

The following discovery tasks were performed:

| Task | Description |
|--|---|
| ✓ Detect Domain Controllers | Identifies domain controllers and online status. |
| ✓ FSMO Role Analysis | Enumerates FSMO roles at the site. |
| ✓ Enumerate Organization Units and Security Groups | Lists the organizational units and security groups (with members). |
| ✓ User Analysis | Lists the users in AD, status, and last login/use, which helps identify potential security risks. |
| ✓ Detect Local Mail Servers | Detects mail server(s) on the network. |
| ✓ Detect Time Servers | Detects server(s) on the network. |
| ✓ Discover Network Shares | Discovers the network shares by server. |
| ✓ Detect Major Applications | Detects all major apps / versions and counts the number of installations. |
| ✓ Detailed Domain Controller Event Log Analysis | Lists the event log entries from the past 24 hours for the directory service, DNS server and file replication service event logs. |
| ✓ Web Server Discovery and Identification | Lists the web servers and type. |
| ✓ Network Discovery for Non-A/D Devices | Lists the non-Active Directory devices responding to network requests. |
| ✓ Internet Access and Speed Test | Tests Internet access and performance. |
| ✓ SQL Server Analysis | Lists the SQL Servers and associated database(s). |
| ✓ Internet Domain Analysis | Queries company domain(s) via a WHOIS lookup. |
| ✓ Password Strength Analysis | Uses MBSA to identify computers with weak passwords that may pose a security risk. |
| ✓ Missing Security Updates | Uses MBSA to identify computers missing security updates. |
| ✓ System by System Event Log Analysis | Discovers the five system and app event log errors for servers. |
| ✗ External Security Vulnerabilities | Lists the security holes and warnings from External Vulnerability Scan. |

Risk Score

The Risk Score is a value from 1 to 100, where 100 represents significant risk and potential issues. The score is risk associated with the highest risk issue.




Several critical issues were identified. Identified issues should be investigated and addressed according to the Management Plan.

Issues Summary

This section contains a summary of issues detected during the Network Assessment process, and is based on industry-wide best practices for network health, performance, and security. The Overall Issue Score grades the level of issues in the environment. An Overall Issue score of zero (0) means no issues were detected in the environment. It may not always be possible to achieve a zero score in all environments due to specific circumstances.

Overall Issue Score



Overall Issue Score: Risk Score x Number of Incidents = Total points: Total percent (%)

| | |
|---|---|
| Anti-virus not installed (94 pts each) | |
| 2632 | <p>Current Score: 94 pts x 28 = 2632: 24.7%</p> <p>Issue: Anti-virus software was not detected on some computers. Without adequate anti-virus and anti-spyware protection on all workstations and servers, the risk of acquiring malicious software is significant.</p> <p>Recommendation: To prevent both security and productivity issues, we strongly recommend ensuring that anti-virus is deployed to all possible endpoints.</p> |
| Anti-spyware not installed (94 pts each) | |
| 1974 | <p>Current Score: 94 pts x 21 = 1974: 18.52%</p> <p>Issue: Anti-spyware software was not detected on some computers. Without adequate anti-virus and anti-spyware protection on all workstations and servers, the risk of acquiring malicious software is significant.</p> <p>Recommendation: Assure that anti-spyware is deployed to all possible endpoints in order to prevent both security and productivity issues.</p> |
| Inactive computers (15 pts each) | |
| 1515 | <p>Current Score: 15 pts x 101 = 1515: 14.21%</p> <p>Issue: Computers have not checked in during the past 30 days</p> <p>Recommendation: Investigate the list of inactive computers and determine if they should be removed from Active Directory, rejoined to the network, or powered on.</p> |
| Significantly high number of Domain Administrators (35 pts each) | |
| 1050 | <p>Current Score: 35 pts x 30 = 1050: 9.85%</p> <p>Issue: More than 30% of the users are in the Domain Administrator group and have unfettered access to files and system resources. Compromised Domain Administrator accounts pose a higher threat than typical users and may lead to a breach.</p> |

Recommendation: Evaluate the need to have more than 30% of users in the Domain Administrator group and limit administrative access to the minimum necessary.

User password set to never expire (30 pts each)

1050 **Current Score:** 30 pts x 35 = 1050: 9.85%

Issue: User accounts with passwords set to never expire present a risk of use by unauthorized users. They are more easily compromised than passwords that are routinely changed.

Recommendation: Investigate all accounts with passwords set to never expire and configure them to expire regularly.

Unsupported operating systems (97 pts each)

970 **Current Score:** 97 pts x 10 = 970: 9.1%

Issue: Computers found using an operating system that is no longer supported. Unsupported operating systems no longer receive vital security patches and present an inherent risk.

Recommendation: Upgrade or replace computers with operating systems that are no longer supported.

Excessive security patches missing on computers (90 pts each)

360 **Current Score:** 90 pts x 4 = 360: 3.38%

Issue: Security patches are missing on computers. Maintaining proper security patch levels helps prevent unauthorized access and the spread of malicious software. Lots is defined as missing four or more patches.

Recommendation: Address patching on computers missing 4+ security patches.

Operating system in Extended Support (20 pts each)

300 **Current Score:** 20 pts x 15 = 300: 2.81%

Issue: Computers are using an operating system that is in Extended Supported. Extended Support is a warning period before an operating system is no longer supported by the manufacturer and will no longer receive support or patches.

Recommendation: Upgrade computers that have operating systems in Extended Support before end of life.

User has not logged on to domain in 30 days (13 pts each)

299 **Current Score:** 13 pts x 23 = 299: 2.81%

Issue: Users have not logged on to domain in 30 days. A user that has not logged in for an extended period of time could be a former employee or vendor.

Recommendation: Disable or remove user accounts for users that have not logged on to active directory in 30 days.

| Potential password strength risks (100 pts each) | |
|---|--|
| 200 | <p>Current Score: 100 pts x 2 = 200: 1.88%</p> <p>Issue: Local account passwords on 2 accounts were found to be potentially weak. Inadequate or weak passwords on local accounts can allow a hacker to compromise the system. It can also lead to the spread of malicious software that can cause business and productivity affecting issues.</p> <p>Recommendation: We recommend placing adequate password strength requirements in place and remediating the immediate password issues on the identified systems.</p> |
| Potential disk space issue (68 pts each) | |
| 136 | <p>Current Score: 68 pts x 2 = 136: 1.28%</p> <p>Issue: 2 computers were found with significantly low free disk space.</p> <p>Recommendation: Free or add additional disk space for the specified drives.</p> |
| Anti-virus not turned on (92 pts each) | |
| 92 | <p>Current Score: 92 pts x 1 = 92: 0.86%</p> <p>Issue: We were unable to determine if anti-virus software is enabled and running on some computers.</p> <p>Recommendation: Determine if anti-virus is enabled properly.</p> |
| Insecure listening ports (10 pts each) | |
| 70 | <p>Current Score: 10 pts x 7 = 70: 0.66%</p> <p>Issue: Computers are using potentially insecure protocols.</p> <p>Recommendation: There may be a legitimate business need, but these risks should be assessed individually. Certain protocols are inherently insecure since they often lack encryption. Inside the network, their use should be minimized as much as possible to prevent the spread of malicious software. Of course, there can be reasons these services are needed and other means to protect systems which listen on those ports. We recommend reviewing the programs listening on the network to ensure their necessity and security.</p> |
| Un-populated organization units (10 pts each) | |
| 10 | <p>Current Score: 10 pts x 1 = 10: 0.09%</p> <p>Issue: Empty organizational units (OU) were found in Active Directory. They may not be needed and can lead to misconfiguration.</p> <p>Recommendation: Remove or populate empty organizational units.</p> |

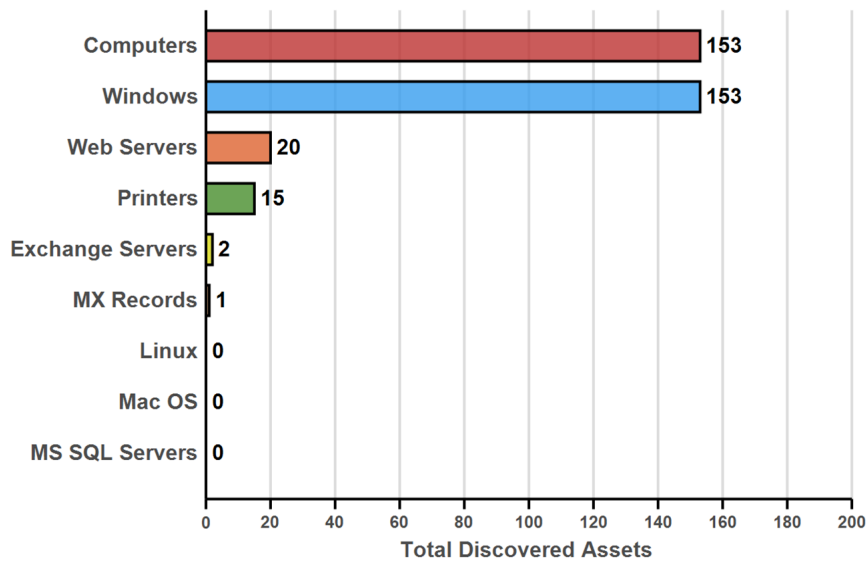
Internet Speed Test Results

Download Speed: **50.10 Mb/s**

Upload Speed: **22.02 Mb/s**



Asset Summary: Total Discovered Assets

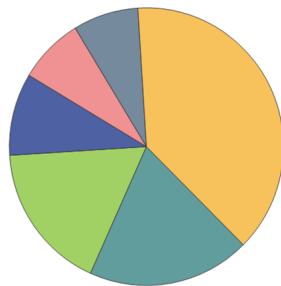


Asset Summary: Active Computers

Active Computers are defined as computers that were either actively responding at the time of the scan or have checked in with Active Directory within the past 30 days.

Active Computers by Operating System

Total (52)

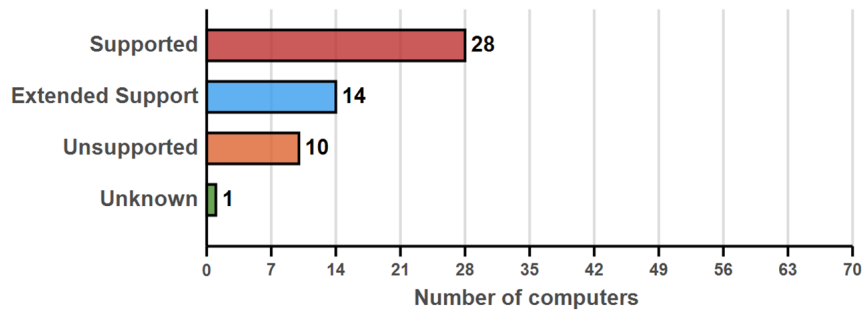


| |
|--|
| Windows 7 Enterprise (19.2%) |
| Windows 8 Enterprise (17.3%) |
| Windows Server 2012 R2 Standard (9.6%) |
| Windows Server 2012 R2 Datacenter (7.7%) |
| Windows Server 2012 Standard (7.7%) |
| Other (38.5%) |

| Operating System | Total | Percent |
|-----------------------------------|-----------|--------------|
| Top Five | | |
| Windows 7 Enterprise | 10 | 19.2% |
| Windows 8 Enterprise | 9 | 17.3% |
| Windows Server 2012 R2 Standard | 5 | 9.6% |
| Windows Server 2012 R2 Datacenter | 4 | 7.7% |
| Windows Server 2012 Standard | 4 | 7.7% |
| Total - Top Five | 32 | 61.5% |
| Other | | |
| Windows 2000 Server | 3 | 5.8% |
| Windows 8.1 Enterprise | 3 | 5.8% |
| Windows Server 2003 | 3 | 5.8% |
| Windows 7 Professional | 2 | 3.8% |
| Windows Server 2003 R2 | 2 | 3.8% |
| Hyper-V Server 2012 | 1 | 1.9% |
| Windows 2000 | 1 | 1.9% |
| Windows 8.1 Pro | 1 | 1.9% |
| Windows Server 2008 R2 Datacenter | 1 | 1.9% |

| Operating System | Total | Percent |
|-----------------------------------|-----------|-------------|
| Windows Server 2008 R2 Enterprise | 1 | 1.9% |
| Windows Server 2012 Datacenter | 1 | 1.9% |
| Windows Vista (TM) Business | 1 | 1.9% |
| Total - Other | 20 | 38.5% |
| Overall Total | 52 | 100% |

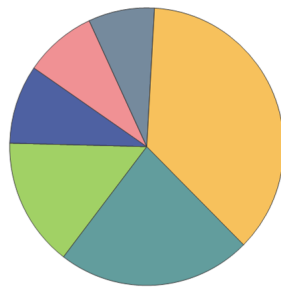
Operating System Support



Asset Summary: All Computers

The list of all computers includes computers that may no longer be active but have entries in Active Directory (in a domain environment).

Total Computers by Operating System Total (153)



| |
|--|
| Windows 7 Enterprise (22.9%) |
| Windows XP Professional (15%) |
| Windows 8 Enterprise (9.2%) |
| Windows Server 2008 R2 Enterprise (8.5%) |
| Windows Server 2003 (7.8%) |
| Other (36.6%) |


| Operating System | Total | Percent |
|-----------------------------------|-----------|--------------|
| Top Five | | |
| Windows 7 Enterprise | 35 | 22.9% |
| Windows XP Professional | 23 | 15% |
| Windows 8 Enterprise | 14 | 9.2% |
| Windows Server 2008 R2 Enterprise | 13 | 8.5% |
| Windows Server 2003 | 12 | 7.8% |
| Total - Top Five | 97 | 63.4% |
| Other | | |
| Windows Server 2008 R2 Standard | 7 | 4.6% |
| Windows Server 2012 Standard | 7 | 4.6% |
| Windows 2000 Server | 5 | 3.3% |
| Windows Server 2012 R2 Datacenter | 5 | 3.3% |
| Windows Server 2012 R2 Standard | 5 | 3.3% |
| Windows 7 Professional | 4 | 2.6% |
| Windows 7 Ultimate | 4 | 2.6% |
| Unidentified OS | 3 | 2% |
| Windows 8.1 Enterprise | 3 | 2% |

| Operating System | Total | Percent |
|-----------------------------------|------------|-------------|
| Windows Server 2003 R2 | 2 | 1.3% |
| Windows Server 2012 Datacenter | 2 | 1.3% |
| Hyper-V Server 2012 | 1 | 0.7% |
| Windows 2000 | 1 | 0.7% |
| Windows 8 Consumer Preview | 1 | 0.7% |
| Windows 8.1 Pro | 1 | 0.7% |
| Windows Server 2008 Enterprise | 1 | 0.7% |
| Windows Server 2008 R2 Datacenter | 1 | 0.7% |
| Windows Server 2008 Standard | 1 | 0.7% |
| Windows Vista (TM) Business | 1 | 0.7% |
| Windows Vista Ultimate | 1 | 0.7% |
| Total - Other | 56 | 36.6% |
| Overall Total | 153 | 100% |

Asset Summary: Inactive Computers

Inactive computers are computers that could not be scanned or have not checked into Active Directory in the past 30 days.

Inactive Computers by Operating System Total (101)

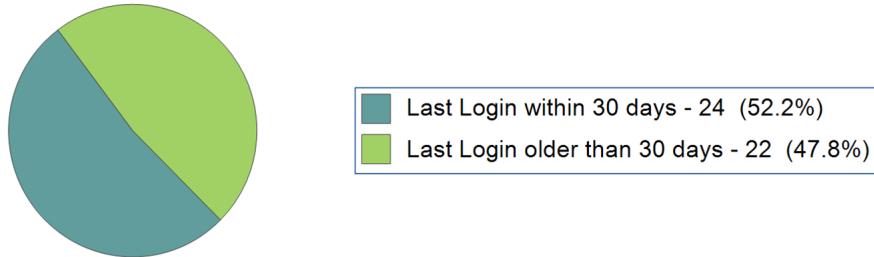


| Operating System | Total | Percent |
|-----------------------------------|-----------|--------------|
| Top Five | | |
| Windows 7 Enterprise | 25 | 24.8% |
| Windows XP Professional | 23 | 22.8% |
| Windows Server 2008 R2 Enterprise | 12 | 11.9% |
| Windows Server 2003 | 9 | 8.9% |
| Windows Server 2008 R2 Standard | 7 | 6.9% |
| Total - Top Five | 76 | 75.2% |
| Other | | |
| Windows 8 Enterprise | 5 | 5% |
| Windows 7 Ultimate | 4 | 4% |
| Unidentified OS | 3 | 3% |
| Windows Server 2012 Standard | 3 | 3% |
| Windows 2000 Server | 2 | 2% |
| Windows 7 Professional | 2 | 2% |
| Windows 8 Consumer Preview | 1 | 1% |
| Windows Server 2008 Enterprise | 1 | 1% |
| Windows Server 2008 Standard | 1 | 1% |

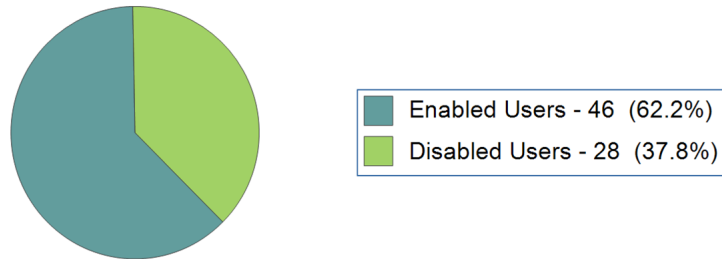
| Operating System | Total | Percent |
|-----------------------------------|------------|--------------|
| Windows Server 2012 Datacenter | 1 | 1% |
| Windows Server 2012 R2 Datacenter | 1 | 1% |
| Windows Vista Ultimate | 1 | 1% |
| Total - Other | 25 | 24.8% |
| Overall Total | 101 | 100% |

Asset Summary: Users

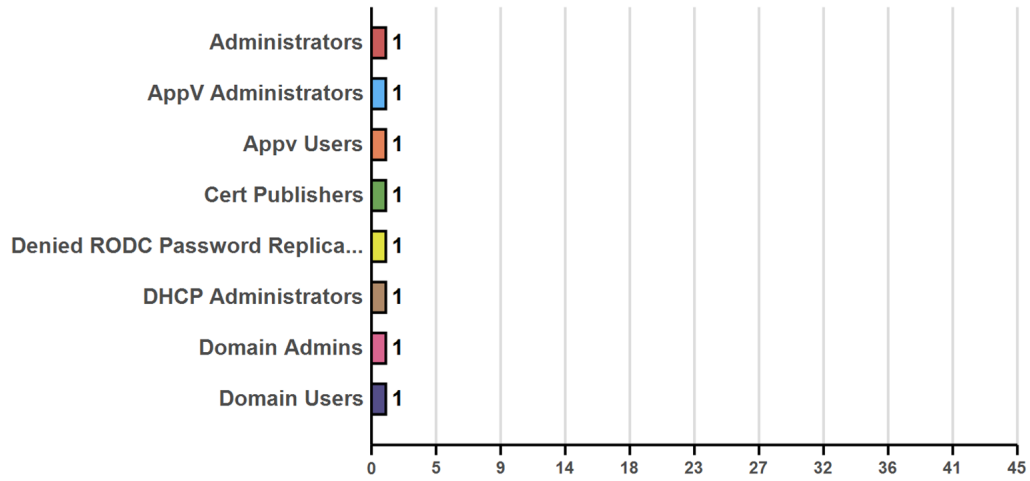
Users Logged in



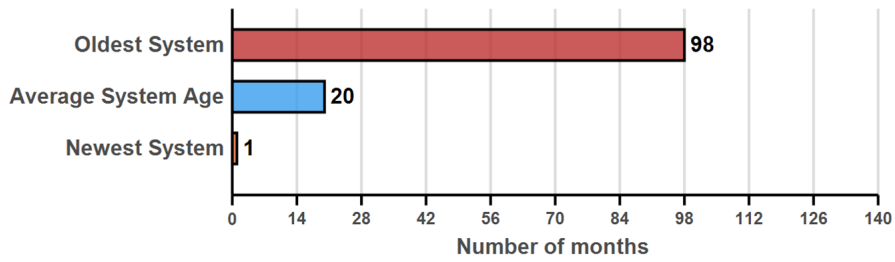
Total Users



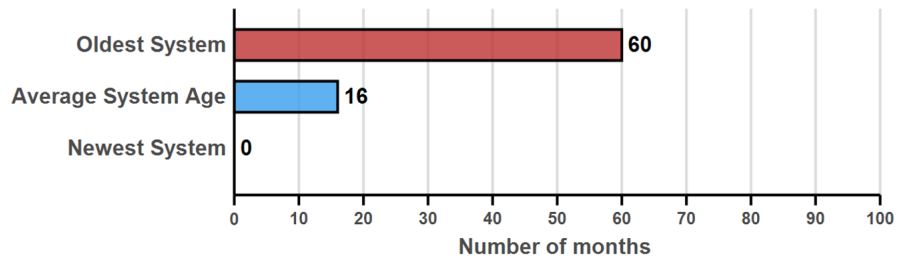
Security Group Distribution (Admin Groups + Top 5 Non-Admin Groups)



Server Aging

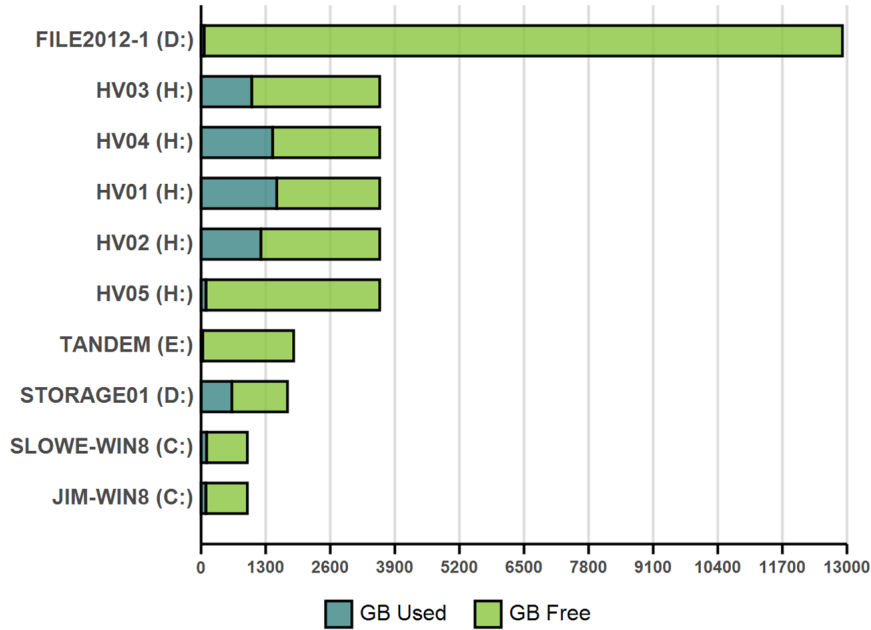


Workstation Aging

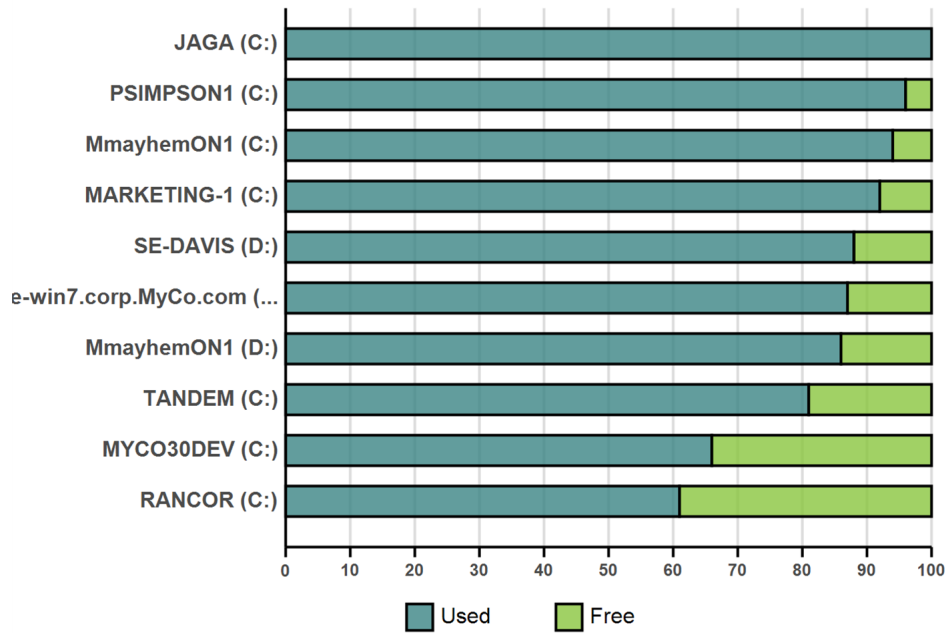


Asset Summary: Storage

Top 10 Drive Capacity



Top 10 Drive % Used



Top 10 Drive Free Space

